

GUIDE TO
**RESIDENCE
HALL LIVING**



SEATTLEU



CONTENTS

- 4 Housing Application Process
- 5 On Campus Living
- 6 Housing Rates and Floor Plans
- 7 Meet the Staff
- 8 Residential Communities
- 12 Choosing Your Meal Plan
- 14 Housing Application Process
- 15 Opening and Move-in
- 16 Guide to Moving In
- 18 Directions to Campus
- 21 Frequently Asked Questions
- 22 Important Resources and Services
- 23 Campus Map
- 24 Important Dates

CONGRATULATIONS!

You've been admitted to Seattle University. We are the premier independent university of the Northwest, rich in Jesuit tradition and heritage, located in a diverse world-class city.

Living on campus is an integral part of the educational experience. Students residing on campus are often more involved in activities and programs, achieve greater academic success, and graduate feeling more satisfied with their overall university experience.

We will support you as you transition to living on campus and at Seattle University. The staff will provide you with resources and help you in making connections to university services, programs, and events. We foster a vibrant community where you can connect with your peers, engage with faculty and staff members, and participate in your new home.

Convenient access to campus resources, the bustling Capitol Hill neighborhood, and the beautiful Puget Sound region are just a few of the benefits of living on campus. Many alumni even share that some of their fondest college memories stem from the friendships they made and the activities they were involved in while living in the residence halls.

We look forward to assisting you with your housing assignment as well as your transition to campus. You can expect to be notified of your housing in late July. If you have any additional questions or need clarification, please visit our website at www.seattleu.edu/housing or contact us at: 206- 296- 6305 or housing@seattleu.edu.

Once again, welcome and we look forward to your arrival this fall.

From the staff of Housing and Residence Life at Seattle University

HOUSING APPLICATION PROCESS

Welcome to Seattle University! Please review this guide to prepare you so you will be ready to complete your housing application starting May 4.

CONFIRM YOUR ENROLLMENT

- Activate your [SU Account](#).
- Submit your [\\$500 enrollment confirmation deposit](#) by May 1.
- Send immunization records to: [Student Health Center](#).

BEFORE APPLYING FOR HOUSING

- Go to the [Admitted Students](#) page for more information.
- Complete the Preferences Forms available May 4, 2023.

APPLYING FOR HOUSING

- On May 4 at 12 PM or later go to the [Housing Portal](#) to access the application.
- Priority housing application due by June 1, 2023 / [Admitted Undergraduate Freshman](#)
- TRANSFER STUDENT housing applications are accepted on a rolling basis any time after May 4.
- Transfer students are encouraged to apply as early as possible. / [Admitted Undergraduate Transfer](#)

ROOMMATE SEARCHING

- Optional roommate search opens June 1, 2023, at 12 p.m. PDT
- Students can search for a roommate through the [Housing Portal](#).
- Roommate searching will only be available after completing the housing application.
- Roommate searching will close on July 13, 2023 at 12 p.m. PDT.

IMMUNIZATIONS

Detailed information about Seattle University’s immunization requirements for students can be found at <https://www.seattleu.edu/student-health/immunizations/>. Please submit your immunization information by August 15, 2023, to allow enough time for your records to go through the verification process. If you have any questions please contact the Student Health Center at studenthealthcenter@seattleu.edu.



For questions regarding your immunization document, contact Student Health Center at 206-296-6300 or e-mail: studenthealthcenter@seattleu.edu.

ON-CAMPUS LIVING

Seattle University is committed to the education of the whole person, and the residential experience is considered an integral part of a student’s education.

We are committed to providing as many students as possible with learning and life-enriching experiences that come from living in student housing. Living on campus supports and fosters personal connections, community membership and participation, convenience and proximity to academic and campus services, and care of residential students.

Research over the past 60 years shows that students who belong to a campus residential community have a more productive and more satisfying college experience than those who live off campus. Students who live on campus are more likely to:

- Take full advantage of campus resources.
- Be more involved in campus activities and educational programs.
- Take more credits per quarter.
- Achieve greater academic success.
- Be more satisfied with the overall university experience.

To support and engage with students Seattle University has a housing requirement. Students are required to live on campus and purchase the Residential Meal Plan if they fall into any of the following categories:

- Freshman or sophomore under the age of 21
- First- or second-year SU students under the age of 21
- Within two years of high school graduation date and under the age of 21

If students fall into any of the above categories (as of the first day of the academic year), they are required to live on campus for the FULL ACADEMIC YEAR. If the student’s status (class year, age, etc.) changes during the academic year, they will not be released from this housing requirement until the following academic year. The summer quarter is not included in the residential requirement.

To see our full housing policy go to www.seattleu.edu/housing/policies-and-procedures.

Students may apply for an exemption to live at home. To apply for an exemption go to the housing portal and select the Housing Exemption form.

HOUSING ACCOMODATIONS FOR STUDENTS WITH DISABILITIES

Disability-related housing accommodations are modifications to the residential environment for students whose disabilities substantially limit their ability to participate in residential and housing life. Students requesting disability-based housing accommodations will need to meet with Disability Services staff and provide documentation supporting their request and disability-related needs.

Getting started with Disability Services: <https://www.seattleu.edu/disability-services/student-resources/new-students/>.

Accommodations for housing are approved on a case-by-case basis and are dependent on the nature of the disability and/or health condition as well as the impact on the campus living environment. Disability Services works in partnership with Housing and Residence Life to provide accommodations that meet individual students’ needs.

Students should contact Disability Services as soon as possible as timely notice is needed to coordinate accommodations at 206-296-5740.

For more information on disability-based housing requests: <https://www.seattleu.edu/housing/applying-for-housing/accommdation-requests/>



HOUSING RATES

Housing rates are charged to your student account on a quarterly basis. Payment is due by the date listed on your Student Financial Services billing invoice.

DOUBLE ROOMS

Double Rooms are equipped with two wardrobes, two desks, and chairs.

DOUBLE PLUS ROOMS

A limited number of rooms in Bellarmine and Campion are offered as Double Plus. Rooms are equipped with two wardrobes, two desks and chairs.

TRIPLE PLUS ROOMS

A limited number of rooms in Bellarmine and Campion are offered as Triple Plus. These larger spaces are a nice compromise between space and affordability and are equipped with three wardrobes, three desks and chairs.

	QUARTERLY RATE	ANNUAL RATE
DOUBLE ROOM Bellarmine / Campion / Xavier	\$2,984	\$8,952
DOUBLE PLUS ROOM Bellarmine / Campion	\$3,084	\$9,252
TRIPLE PLUS ROOM Bellarmine / Campion	\$2,456	\$7,368

FLOOR PLANS

All rooms come with a bed, desk, chair, and wardrobe with drawers for each student. This furniture is modular and can be moved. Beds can be bunked or raised. Rooms also have sinks, a micro-fridge, and shelves.

For more information on room layouts please go to the following links:

- [Bellarmine Hall](#)
- [Campion Hall](#)
- [Xavier Hall](#)

“I came in wanting to make friends. I really bonded with my roommates. These friends have shaped and influenced my college experience.”

OLIVIA ANDERSON
Major: Nursing

MEET THE STAFF

The Department of Housing and Residence Life (HRL) is staffed by many people who you will interact with while living in your on-campus community. The central office staff includes the Director, Associate Directors, Assistant Director, and the Office Manager. We are available to assist and support our residents. Each of your residential communities is staffed by full-time professionals, graduate staff, and student staff here to offer support, coordination, and leadership within their communities. Below you can find a brief description of the staff members you will meet when you move in!

AREA COORDINATOR (AC)

The AC staff are responsible for the coordination and supervision of one or more of the residential communities at Seattle University. They supervise the Assistant Area Coordinator(s), Resident Assistants, Desk Staff, assist residents with personal or academic concerns, serve as a resource for residents, supervise Hall Front Desk functions, manage the many and varied administrative functions of the communities, and meet with students to assist with various concerns.

ASSISTANT AREA COORDINATOR (AAC)

The AAC staff are graduate students at Seattle University. The primary role of the AAC position is to assist the AC with the functions of the residential community including advising the hall council and assisting with the supervision of the RA staff.

The ACs and AACs have extensive training and education in student learning and development.

RESIDENT ASSISTANT STAFF (RA)

RAs serve as peer advisors, community builders, and resource connectors for students. In addition, RAs are an integral part of your educational experience at Seattle U and support you as you transition to living on campus. Your RA will provide you with resources across campus and engage you in making connections to University services and programs. Your RA will also work towards fostering a vibrant community where you can connect with your peers and call Seattle University your home.

JESUITS IN RESIDENCE

Most residence hall communities have a Jesuit in Residence who is a member of the Jesuit community at Seattle University. They are available for advice, counseling, and assistance with conflict resolution, and listening if you want to talk. Many of our Jesuits are faculty or staff members at Seattle U.

RESIDENT MINISTERS (RM)

The Resident Minister lives as a member of the residence hall community. They build relationships with residents and serve as a member of the residence hall staff. The Resident Minister is responsible for fostering pastoral care for students and staff in the residence halls in collaboration with Jesuits in Residence, Residential Life staff, and Campus Ministry staff. RMs are also faculty and staff members at Seattle U.

DESK STAFF

Desk Coordinators (DC) and Desk Assistants (DA) are student workers responsible for disseminating information, checking out equipment to residents, communicating University and Housing policy, answering questions for students and the public, monitoring the security of the hall from the front desk, and sorting and distributing mail.



FIRST AND SECOND YEAR STUDENT HOUSING



BELLARMINE HALL
Bellarmine Hall houses approximately 400 residents who enjoy easy access to all campus locations. Rooms contain modular furniture and micro-fridges (combination microwave/ refrigerators). All floors have student lounges for socializing and studying. On the lower level of the building, residents have access to a kitchen and a state-of-the-art education center complete with a computer lab, study lounge, and private study rooms for residents. The Bellarmine Advising Center and Health Center are both located on the first floor adjacent to the main lobby.



CAMPION RESIDENCE HALL
Campion Hall is on the south side of campus, next to the Archbishop Thomas Murphy Apartments. This 12-story building houses approximately 650 residents who enjoy beautiful views of Seattle, Elliott Bay, and the Olympic and Cascade mountain ranges from its 12th-floor study lounge and computer lab. All floors have furnished lounges with a kitchenette for student use. An ecumenical chapel and multi-faith prayer room are located off the main lobby. “The Cave,” a convenience store, is on the building’s lower level and provides everything from soap and toothpaste to sandwiches, beverages, and snacks.



XAVIER RESIDENCE HALL
Xavier Hall is located on the north end of campus and houses Xavier Global House. Roughly 180 residents live in Xavier. Because of its size, Xavier residents enjoy a noteworthy sense of community and find it easy to know each other by name. Each room has modular furniture and a micro-fridge. On the lower level is a state-of-the-art education suite with two classrooms, a seminar room, a computer lab, and a large kitchen. An adjacent basement lounge/game room is equipped with a gaming TV and is ideal for planned or spur-of-the-moment gatherings. On the first floor, Xaver is home to Home to the Modern Languages and Literature department.

SECOND YEAR/SOPHMORES STUDENT HOUSING



CHARDIN HALL
Located on the south side of campus adjacent to Campion Hall. Approximately 148 second-year students enjoy four-person suites that include two double rooms adjoined by a private bathroom.

“Xavier Hall offers a smaller, more tightly-knit community that I thoroughly enjoyed and would recommend to students.”

SAM KNOWLES
Major: Philosophy





WHAT'S PROVIDED?

There are common features among the halls. Each residence hall offers quiet study rooms, lounges, study room, and computer labs. Washers, dryers and vending machines also are provided in each building.

Each residence hall is smoke-free. Please consider that your residence hall room is probably not as large as your bedroom at home and that you will share space with a roommate. All rooms are carpeted and furnished with the following:

- A bed for each resident. Beds can be lofted or bunked. XL twin in all residence halls except Xavier.
- Modular closet with drawer space for each resident.
- Bookshelf space
- A sink and mirror
- Micro-fridge

SERVICES AND AMENITIES

- Service Desk Operations for mail and packages
- Computer & Printing Services
- Study Lounges & Study Spaces
- Laundry Facilities
- Community Kitchens
- Music & Game Rooms
- Custodial Services
- Maintenance Services

CAMPUS NETWORK

Wireless and Residence Hall Network Access. Wireless network service is available throughout the residence halls and campus. For more information or assistance please contact the OIT Help Desk at 206- 296-5571 or servicedesk@seattleu.edu or visit www.seattleu.edu/support/.

THIRD AND FOURTH YEAR HOUSING



MURPHY APTATMENTS

The Archbishop Murphy Apartments houses approximately 360 upperclassmen in five buildings: Claver, Day, Grande, Hopkins and Tekakwitha. Options range from studios and one-bedrooms to 4-person apartments.



KOLVENBACH COMMUNITY

The Peter-Hans Kolvenbach, S.J., Community is a distinctive service-learning living experience available to eight current students entering their second, third, and fourth years.

UNIVERSITY-AFFILIATED HOUSING:



VI HILBERT HALL APATMENTS

Vi Hilbert Hall is located on the north end of campus next to Xavier and the Bookstore and provides housing for about 300 upperclassmen. This building provides juniors, seniors, and students over the age of 21 with great amenities and the convenience of living on-campus.



THE DOUGLAS APARTMENTS

The Douglas Apartments are ocated next to campus and provide housing for about 250 upperclassmen. These apartments provide juniors, seniors, and students over the age of 21 with an off campus experience while still enjoying the amenities of living on-campus.

CHOOSING YOUR MEAL PLAN

All food service at Seattle University are managed by Redhawk Dining. They are known for their standards of excellence and innovation in sustainable food service.

Seattle University’s food services have been recognized for outstanding food and customer service. Food is purchased with high standards and environmental impact in mind. Produce is organic and grown locally whenever possible.

Seattle University’s meal plans provide quality, variety, flexibility and value. Items are priced à la carte so students can choose exactly what they want. The Residential Meal Plan is the minimum required plan for first and second year students. The meal plan you select for Fall quarter will be automatically renewed each quarter unless it is changed within the first 10 class days of each quarter.

During the academic year, an amount of \$250 may be rolled into the next quarter. At the end of the quarter any remaining funds, excluding the \$250, will be removed from the meal plan. At the end of spring quarter, no funds will be rolled over and all remaining funds will be removed from the meal plan. Remaining funds are not refundable. Meal plan dollars can be spent at all dining locations.

REDHAWK DINING

Dining operates seven different food service locations on campus. Hours of operation vary by location, but something is always open between 7 a.m. and 11 p.m. Monday – Thursday, between 8 a.m. and midnight Friday and Saturday, and between 8 a.m. and 11 p.m. Sunday.

CHERRY STREET MARKET

OPEN FOR BREAKFAST, LUNCH AND DINNER 7 DAYS A WEEK

Located on the second floor of the Student Center, the Cherry Street Market is the largest dining room on campus. Cherry Street includes the following locations:

- **Home Base:** For each meal period we are serving comfort food from around the world.
- **Fusion:** Home to a blend of Asian flavors with a weekly rotating menu, there is always something new to try.
- **Capitol Hill Deli:** West Coast deli flavors with fresh produce, grains and local breads Create and build the sandwich of your dream or try one of our daily features.
- **Revolution:** A student favorite that provides made-to-order customizable pasta!
- **Red Hot Rudy’s:** Your most loved grill items available daily. Enjoy signature burgers, fries, chicken tenders, tater tots and special features.
- **Thrive Without 9:** Our allergen friendly station! These dishes are prepared without dairy, eggs, fish, shellfish, peanuts, tree nuts, soy, sesame, and wheat/gluten. Prepared in a kitchen where allergens may be present.
- **The Market:** Stop in for the deluxe salad bar, sushi, made-to-order poke bowl, beverages, snacks, delectable pastries and more.
- **Puget Pour:** In addition to an extensive drink menu, students can order signature toast or customize their own!
- **Salad Bar:** Find all of your salad needs here with rotating features!

MEAL PLANS FOR FIRST AND SECOND YEAR STUDENTS LIVING ON CAMPUS

	COST PER QUARTER
MAXIMUM	\$2,774
EXPANDED	\$2,312
RESIDENTIAL REQUIRED minimum meal plan for all first and second year residential students regardless of building/room assignment.	\$1,849

MEAL PLANS FOR STUDENTS WHO ARE NOT REQUIRED TO PURCHASE A MEAL PLAN

	COST PER QUARTER
RESTRICTED A	\$1,387
RESTRICTED B	\$925
CONVENIENCE	\$462

Other Dining Locations

Dining operates six different food service locations on campus. Hours of operation vary by location, but something is always open between 7 a.m. and 11 p.m. Monday – Thursday, between 8 a.m. and midnight Friday and Saturday, and between 8 a.m. and 11 p.m. Sunday.

HAWK’S NEST BISTRO

A late-night favorite located on the third floor of the Student Center. Students enjoy gourmet pizzas, wings, and ice cream!

THE CAVE

In the basement of Campion Hall. Here you will find a full market for all your essentials, snacks and produce needs. Includes manu other items for your convenience including toothpaste, laundry detergent, and many others.

THE BYTE

OPEN MONDAY – FRIDAY

Located in the Lemieux Library and McGoldrick Learning Commons. Enjoy pastries, local grab & go, Sambazon Acai Bowls, and an espresso bar.

THE SIDEBAR

OPEN MONDAY – FRIDAY

In the Sullivan Law Center. Enjoy sandwiches, pastries, and Boon Boona Coffee

THE BOTTOM LINE

OPEN MONDAY – FRIDAY

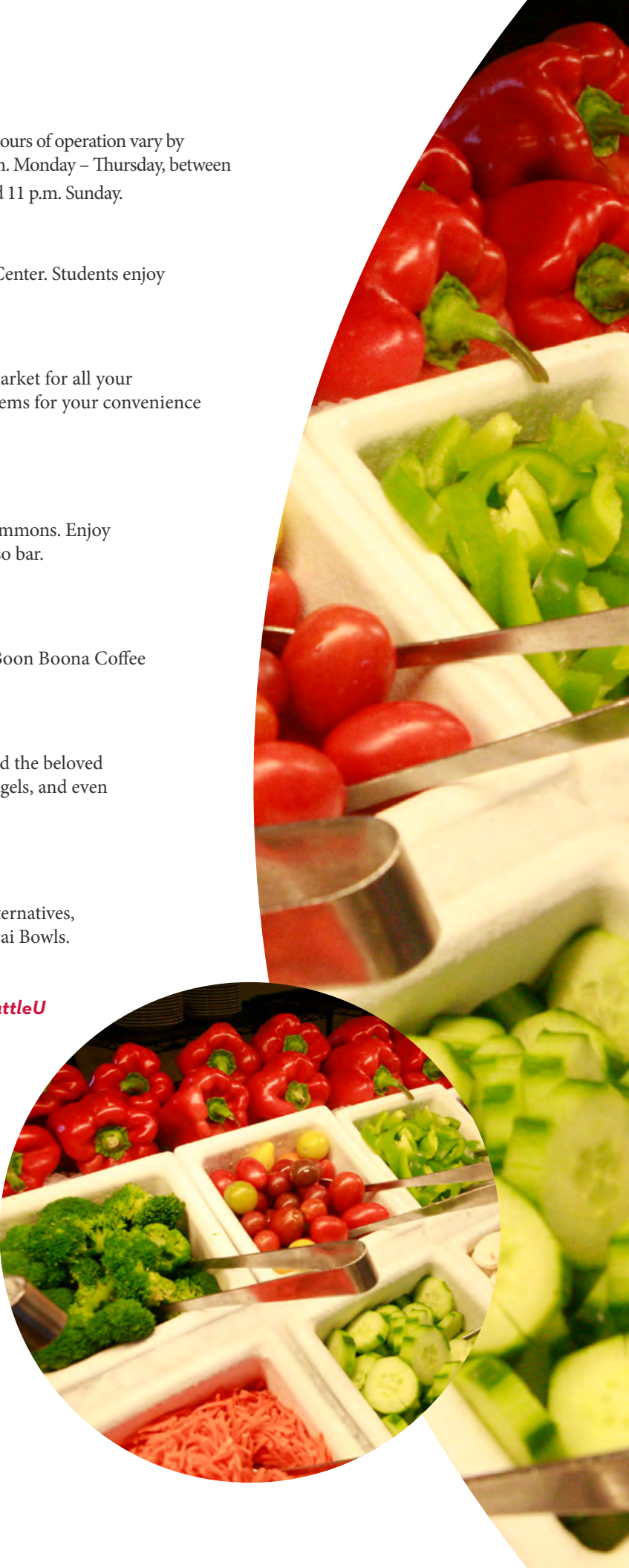

In the Paccar Atrium in Pigott. Home to a full espresso bar and the beloved Blazing Bagels! Here you can find assorted bagels, breakfast bagels, and even bagel dogs.

CONVERGENCE ZONE

OPEN MONDAY – FRIDAY

Our first plant-based dining location that offers coffee, milk alternatives, plant-based dining options, and build-your-own Sambazon Acai Bowls.

For more information, please visit DineOnCampus.com/SeattleU





Check out the Resident Handbook for more information on living on campus and how to make a great transition to campus!



www.seattleu.edu/housing/policies-and-procedures/resident-handbook

OPENING, MOVE-IN, AND FALL WELCOME

The residence halls open for new and transfer students at 8:30 a.m. Saturday, September 16, 2023. After move-in, students attend Fall Welcome activities. Fall Welcome programs and activities introduce new students to classmates, staff, faculty, the campus and the city. For more information about Fall Welcome, contact Orientation Programs at 206-296-2525 or orientation@seattleu.edu. Learn more at <https://www.seattleu.edu/orientation/>.

MAKE YOUR EXPERIENCE A SUCCESS

Once you arrive on campus, help make your living experience a success with these 10 tips:

1. Check-in with Orientation at your residence hall. Be sure to attend orientation events!
2. Check into your residence hall and move into your room.
3. Meet your resident assistant (RA) right away. This person is a great resource and can help you get adjusted to Seattle University and campus life.
4. Attend your Residence Hall floor meetings and become familiar with the Resident Handbook.
5. Learn fire and emergency procedures as soon as possible. Locate all emergency exits close to your room.
6. Remember that each roommate, including you, is an individual with unique beliefs, opinions and experiences.
7. Adjusting to a roommate requires compromise and negotiation. This is a two-way adjustment.
8. Sit down and complete your roommate agreement with your roommate. Your RA will go over the agreement with you during the first few weeks of school.
9. Don't keep to yourself. There's a new, wide, exciting world out there. Reach out and make new friends.
10. Don't hesitate to ask questions. Housing and Residence Life staff members are here to help you become comfortable in your new surroundings.

HOUSING APPLICATION PROCESS

In order to complete the Housing Application new students will need to take the following steps:

- 1 The Housing Application opens on the [Housing Portal](#) at 12 PM PDT on May 4, 2023.
- 2 In order to **login to the [Housing Portal](#)** you will need your SU email account, your SU ID, and your SU email account password.
- 3 To access the Housing Application and Exemption forms please click "My Housing Plan" on the top bar in the Housing Portal.
- 4 Please complete all applicable pages and be sure to click "submit" to complete your application by June 1, 2023.
- 5 **Roommate Searching**
 - Students have the option to search for roommates using our roommate searching process in the [Housing Portal](#).
 - Roommate searching will be available starting June 1, 2023, at 12 p.m. PDT. This is to ensure incoming students have a large pool of potential roommates to browse.
 - Roommate matching will close on July 13, 2023, at 11:59 p.m. PDT.
- 6 Room assignments and roommate contact information will be available on July 27, 2023, by 3 p.m. PDT. Reach out and start building a good relationship with your roommate when you have their information.
- 7 Additional move-in information and move-in appointments will be available for you to select starting August 3, 2023.



GUIDE TO MOVING IN
WHAT TO BRING

Do not worry if you forget something! Most items can be purchased at the Campus Store and The Cave (convenience store). Remember when packing that you are sharing your space with another person. Think about the things you need first!

SLEEP

- ☐ Sheet sets (XL twin)*
- ☐ Pillows
- ☐ XL Bedspread or comforter
- ☐ Mattress topper

BATH

- ☐ Toothbrush, toothpaste
- ☐ Brush/comb
- ☐ Shaving needs
- ☐ Shampoo
- ☐ Bath soap/body wash
- ☐ Toiletry caddy
- ☐ Shower shoes (flip flops)
- ☐ Towels: bath, hand, washcloths
- ☐ Hair dryer (quiet)
- ☐ Bathrobe

CLOTHING CARE

- ☐ Laundry soap
- ☐ Laundry basket
- ☐ Hangers
- ☐ Iron (with an auto shut off for safety)

ORGANIZE AND OTHERS

- ☐ Under bed storage
- ☐ Hooks/3M Command strips**
- ☐ Painter’s tape/blue tape
- ☐ Backpack/Bookbag
- ☐ Umbrella
- ☐ Tissues
- ☐ First Aid Kit
- ☐ All-Purpose Cleaner
- ☐ Papertowels
- ☐ Magnets
- ☐ Posters, photos, and frames**

STUDY

- ☐ Desk lamp
- ☐ Desk organizers
- ☐ Book light
- ☐ Pen and paper

* XL bedsheets recommended for all residence halls except Xavier Hall. All other spaces have XL beds.

** Do not put holes in walls.

Please note that all residence hall rooms come equipped with micro-fridges (refridgerator, freezer, and microwave).

Remember that your residence hall room is probably not as big as your bedroom at home, so don’t bring all of your belongings!

TECH

- ☐ Laptop/Computer
- ☐ Ethernet cable
- ☐ Laptop lock/accessories
- ☐ Headphones
- ☐ Surge protector (no extension cords)
- ☐ Tablet

EAT

- ☐ Plates & bowls
- ☐ Cups & mugs
- ☐ Eating utensils
- ☐ Water bottle
- ☐ Can opener
- ☐ Coffee maker/electric kettle (auto shut off only)

COLD, FLU, AND INJURY

- ☐ Face coverings/masks
- ☐ Hand sanitizer
- ☐ Thermometer
- ☐ Cold medicine
- ☐ First Aid Kit
- ☐ Helath Insurance Information

EXTRAS

- ☐ Fan
- ☐ Sewing kit
- ☐ Cold/flu medicine
- ☐ Bike/bike lock
- ☐ Sleeping bag (for retreats)
- ☐ Battery powered flashlight
- ☐ Earthquake kit (flashlight and radio, batteries, bottled water, first-aid items, supply of pre-scribed medication)

Please review the Resident Handbook for more information on what you may bring or should leave at home: www.seattleu.edu/housing/policies-and-procedures/resident-handbook



APARTMENTS

In addition to the items listed you may want to bring the optional items listed below. Microwave and full refrigerator provided in all apartment-style rooms.

KITCHEN

- ☐ Serving dishes
- ☐ Utility knife/serving spoon
- ☐ Cutting board
- ☐ Pots & pans
- ☐ Cookie sheet, cake/pie pans
- ☐ Mixing bowls
- ☐ Measuring cups/spoons
- ☐ Dish towels
- ☐ Hot pads

CLEANING

- ☐ Non-abrasive bathroom cleans-er
- ☐ Dish soap
- ☐ Dusting spray/cloths
- ☐ Oven cleaner
- ☐ Dish sponge
- ☐ Dish drying rack
- ☐ Bath
- ☐ Shower curtains

OTHER

- ☐ Floor and table lamps (halogen prohibited)

LEAVE AT HOME

- ☒ Candles
- ☒ Oil lamps
- ☒ String Lights
- ☒ Electric cooking equipment
- ☒ Air Fryers
- ☒ Weapons/ammunition of any kind
- ☒ Halogen lamps
- ☒ Toaster ovens
- ☒ Microwave
- ☒ Refridgerator
- ☒ Bed risers

Check out the Resident Handbook for more dos and don'ts in the residence halls www.seattleu.edu/housing/policies-and-procedures/resident-handbook

DIRECTIONS TO CAMPUS FOR MOVE-IN DAY

TRAVELING BY AIR

The airport closest to us is Sea-Tac International Airport. All kinds of information may be found on their website at <https://www.portseattle.org/sea-tac/ground-transportation>. It is approximately fifteen miles from us.

TRAVELING BY TRAIN

The Amtrak station is located at 303 South Jackson Street, at the King Street Station, in Seattle. Take a taxi from the station; it's less than a mile away (but is uphill, so we do not recommend walking).

TRAVELING BY BUS

The Greyhound station is located at 503 South Brougham Way in Seattle. Take a taxi from the station; it's a little over a mile and a quarter away (but is uphill and not a good pedestrian route, so we do not recommend walking).

DRIVING TO SEATTLE UNIVERSITY

FROM THE NORTH

- Head south on I-5
- Take Exit 165A to James Street
- Left onto James Street
- Left onto 12th Avenue
- Left onto East Marion Street

FROM THE SOUTH

- Head north on I-5
- Take Exit 164A to James Street
- Right onto James Street
- Left onto 12th Avenue
- Left onto East Marion Street

FROM THE EAST (I-90)

- Head west on I-90 toward Seattle
- Take Exit 2C toward I-5 North
- Take the James Street exit
- Right onto James Street
- Left onto 12th Avenue
- Left onto East Marion Street

FROM THE EAST (520)

- Head west on WA-520
- Merge onto I-5 South toward Portland
- Take exit 165A to James Street
- Left onto James Street
- Left onto 12th Avenue
- Left onto East Marion Street

BELLARMINE HALL

1111 E. Columbia Street, Seattle, WA 98122
Desk Telephone: (206) 296-6280

Bellarmine Hall is located between East Columbia Street and East Cherry Street at about the middle of campus.

BELLARMINE MOVE-IN DAY

Turn into E. Marion off 12th Avenue (main entrance). There will be Public Safety Officers to direct you to Bellarmine. After unloading, parking will be in the Murphy Garage or Broadway Garage.

CAMPION HALL

914 E. Jefferson Street, Seattle, WA 98122
Desk Telephone: (206) 296-5600

Campion is located between East Jefferson Street and East James Street on the south side of campus. The main entrance is on the north side of Campion Tower and just past the 11th & E. Cherry garage. Use the address 1001 E. James, Seattle WA 98122 for navigating to Campion.

CAMPION MOVE-IN DAY

Turn into the Murphy Garage entrance off E. Cherry Street. Unload at the top of the turnaround. After unloading, parking will be in the lower floors of Murphy Garage.

CHARDIN HALL

1020 E. Jefferson Street, Seattle, WA 98122
Desk Telephone: (206) 398-4500

Chardin Hall is located on East Jefferson Street on the south side of campus. The main entrance to the parking lot is on the south side of the building, facing out toward Jefferson Street.

CHARDIN MOVE-IN DAY

Turn into the Chardin parking lot off E. Jefferson St. Unload and park here.

MURPHY APARTMENTS

1001 East James Way, Seattle, WA 98122
Desk Telephone: (206) 398-4984
Murphy is located on Cherry street in between Broadway and 12th Avenue. Turn into the Murphy Garage entrance off E. Cherry Street. Unload and park in the Murphy Garage.



XAVIER HALL

1110 East Spring Street Seattle, WA 98122
Desk Telephone: (206) 296-6320

Xavier Hall is located between Madison and Marion Streets

XAVIER MOVE-IN DAY

Turn into E. Spring off 12th Avenue There will be Public Safety Officers to direct you to Xavier. After unloading, parking will be in the Main parking lot.

YOB

1219 E. Marion Street Seattle, WA 98122
Desk Telephone: (206) 296-6320 (Xavier)

Turn into E. Marion off 12th Avenue. Unload and then park in the Pigott parking lot. For packages that you wish to be signed by a front desk please mail then to the Xavier address.

FREQUENTLY ASKED QUESTIONS

MAY I MAIL MY BELONGINGS TO CAMPUS EARLY?

Yes, however we have limited space to store items, so please mail packages 10 days prior to your arrival. Your belongings will be waiting for you at your residence hall front desk.

ARE MICRO-FRIDGES OR KITCHENS AVAILABLE?

Bellarmino, Campion, Chardin, and Xavier have microfridges in each room as well as a kitchen in each of each residence halls. Campion Hall has kitchens on every floor. Apartments have kitchens in each unit.

HOW DO I CHANGE MY MEAL PLAN?

In compliance with the on-campus living policy, freshmen and sophomore students living on campus are required to have at least the Residential Meal Plan. Students may request a change their meal plan by filling out the Meal Plan Change Request form through the [Housing Portal](#) on our website within the first 10 business days of the quarter. Additional money can be added to the account via a supplemental meal plan.

WHAT IF I NEED SOMETHING FIXED IN MY ROOM?

Students submit work requests online to fix any problems that arise in their room and to request for their beds to be bunked, lofted, or unbunked. This can be done online through the Work Order portal found on our website.

I NEED MY OWN ROOM

First and second year students will be placed in a shared room. If you are requesting a single space as a medical accommodation, please note this on your housing application in the “Additional Information” section and contact Disability Services to talk about your specific accommodation request. We work closely with Disability Services to meet your housing needs. Please send all requests to Disability Services no later than July 1, 2023.

I UNDERSTAND THAT ALL FIRST AND SECOND YEAR STUDENTS ARE REQUIRED TO LIVE ON CAMPUS BUT I WANT TO COMMUTE FROM HOME. WHAT DO I DO?

Sign into the [Housing Portal](#) and follow the steps to complete a housing exemption to commute from home and upload supporting documents.

Go to the Exemption page for detailed information:
<https://www.seattleu.edu/housing/policies-and-procedures/housing-exemption/>

CAN I BRING A CAR? A BIKE? WHAT ARE THE PUBLIC TRANSPORTATION OPTIONS?

First year students may request to purchase a parking pass via [Transportation and Parking Services](#). Students are allowed to bring bikes and we provide both outdoor and covered bike racks. There are bus stops on just about every corner and the

Campus Assistance Center (located in the Student Center) checks out free daily bus passes. In addition, [Transportation and Parking Services](#), provides discounted bus passes.

I DON'T KNOW ANYONE AND WORRIED I WILL NOT FIND A ROOMMATE.

No problem! We will match you with a roommate based on answers to your profile questions in the housing application. On the other hand, if you would like to make yourself searchable through the Roommate Search process, indicate that you want your profile to be searchable in the “Profile Searching” section. If this is not selected, you can go back into your application to select it. Optional roommate search opens on June 1 at 12 p.m. PDT.

I HAVE A FRIEND I WANT TO ROOM WITH

Is your friend also an incoming student? If so, you will have the opportunity to select them as your roommate starting June 1 through the Roommate Search process. More information will be sent out closer to the date.

THE PERSON I WANT TO ROOM WITH CAN'T FIND ME ON THE PORTAL

Are you trying to search before June 1? The search option opens on June 1. Have you AND your friend made yourself searchable on the application? If not, neither of you will be able to find each other. Go back into the housing application and select “Yes” for Profile Searching in the Profile Question section.

WHAT HAPPENS IF I DON'T GET ALONG WITH MY ROOMMATE(S)?

We encourage roommates to communicate over the summer about sleep habits, study habits, favorite bands, etc. We spend considerable time matching roommates based on their responses to the housing form. During the first week roommates will sign a roommate agreement outlining their agreed upon expectations for their living situation. Learning to live with someone is an important life skill, and we provide both student and professional staff support to residents as they navigate this challenge. Resident Assistants are there to help mediate conflicts and students should contact their RA first with any issues that arise. Our RA staff will refer students to our professional staff if necessary to come to a solution, which may include a room change.

WHEN DO I GET MY ROOM ASSIGNMENT?

Room assignments will be available on the Housing Portal on July 27. Transfer students will receive their room assignment anytime after this date as they are placed.



OTHER RESOURCES AND SERVICES

ORIENTATION PROGRAMS

www.seattleu.edu/orientation/
Student Center, Room 320
206-296-2525

COUNSELING AND PSYCHOLOGICAL SERVICES (CAPS)

www.seattleu.edu/caps
Pavilion, Room 120
206-296-6090

DISABILITY SERVICES

www.seattleu.edu/disabilities-services/
Loyola 100
206-296-5740

INTERNATIONAL STUDENT CENTER

www.seattleu.edu/ISC
Pavilion, Room 160
206-296-6260

OFFICE OF MULTICULTURAL AFFAIRS (OMA)

www.seattleu.edu/oma
Pavilion, Room 180
206-296-6070

PARKING

www.seattleu.edu/transportation/parking
Columbia Building, Room 002
206-296-5992

PUBLIC SAFETY

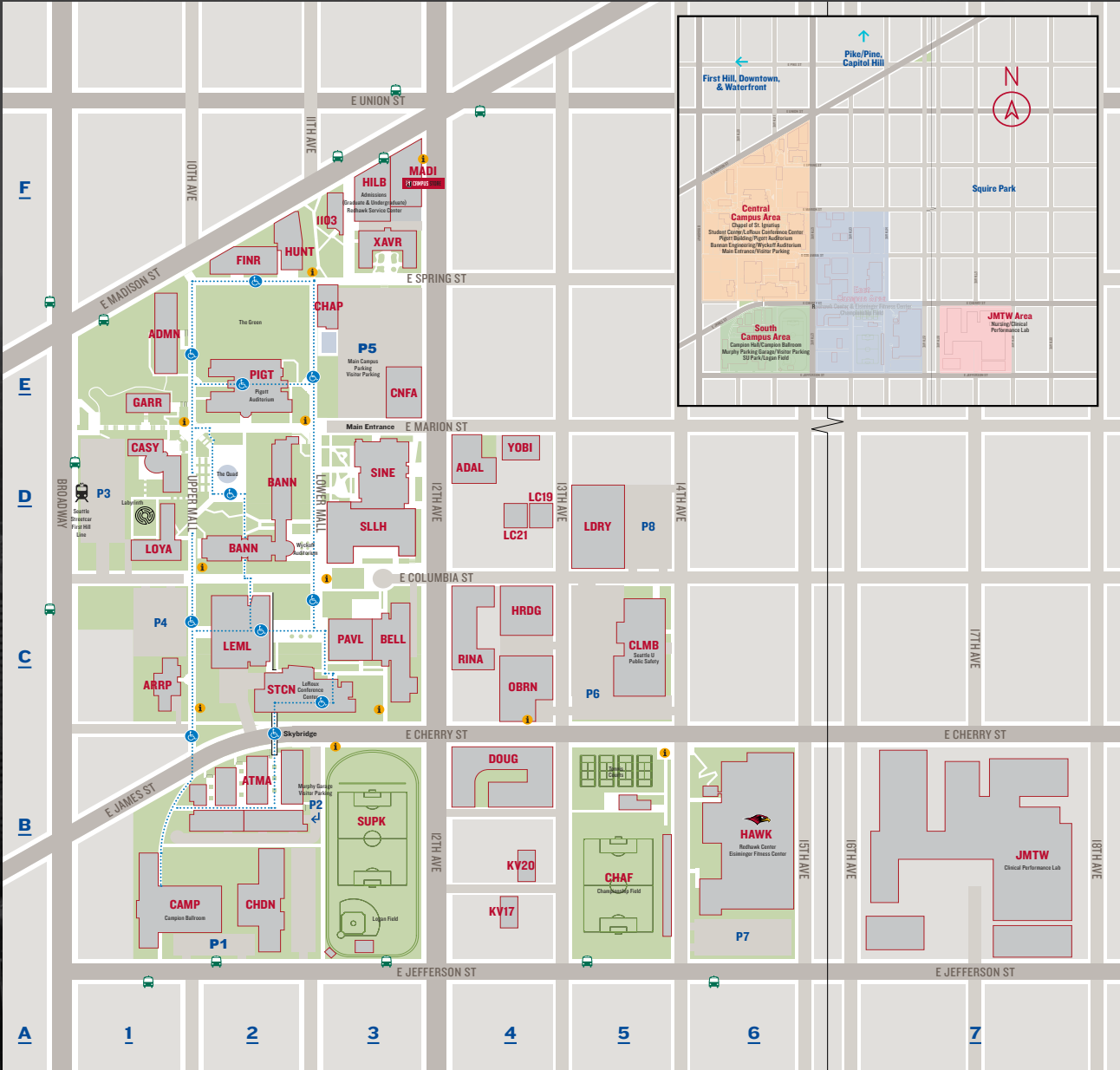
www.seattleu.edu/safety
Columbia Building, Room 002
Business Line: 206-296-5992
24-hour Non-Emergency Line: 206-296-5990
24-hour Emergency Line: 206-296-5911

STUDENT ACADEMIC SERVICES

www.seattleu.edu/sas
Bellarmine Advising Center:
Bellarmine, Room 111 206-296-2260
Disability Services: Loyola 100 206-296-5740

STUDENT HEALTH CENTER

www.seattleu.edu/student-health
Bellarmine Hall, Room 107
206-296-6300



Campus Buildings and Areas

1103 East Madison Building	1103 F3	Hunthausen Hall	HUNT F2	Seattle University Park Logan Field	SUPK B3
1313 East Columbia Building	CLMB C5	James Tower (at Swedish Cherry Hill)	JMTW B7	Sinegal Center for Science & Innovation Oberto Commons	SINE D3
Administration Building	ADMN E1	Kolvenbach House 1217	KV17 B4	Student Center LeRoux Conference Center	STCN C2
Advancement & Alumni Building	ADAL D4	Kolvenbach House 1220	KV20 B4	Sullivan Hall	SL LH D3
Arrupe Jesuit Residence	ARRP C1	Laundry Building	LDRI D5	Xavier Hall	XAVR F3
Bannan Center Wyckoff Auditorium	BANN D2	Lee Center for the Arts	CNFA E3	Yobi Apartments	YOB1 D4
Bellarmine Hall	BELL C3	Lemieux Library & McGoldrick Learning Commons	LEML C2		
Campion Hall Campion Ballroom	CAMP B1	Logan Court 819 A,B,C	L19 D4		
Casey Building Casey Commons	CASY D1	Logan Court 821 B,C	L21 D4		
Championship Field	CHAF B5	Loyola Hall	LOYA D1		
Chapel of St. Ignatius	CHAP E3	Madison Building Campus Store	MADI F3		
Chardin Hall	CHDN B2	Murphy Apartments	ATMA B2		
Douglas Apartments	DOUG B4	O'Brien Center	OBRN C4		
Fine Arts Building	FINR F2	Pigott Building Pigott Auditorium	PIGT E2		
Garrand Building	GARR E1	Pigott Pavilion for Leadership	PAVL C3		
Harding Building	HRDG C4	Redhawk Center	HAWK B6		
Vi Hilbert Hall Admissions/Enrollment Services	HILB F3	Rianna Building	RINA C4		

Parking Areas & Garages

P1 Main Parking Lot / Visitor Parking	E3
P2 Murphy Garage (below apartments) / Visitor Parking	B2
P3 Broadway Garage	D1
P4 10th & East Columbia Lot	C1
P5 10th & East Jefferson Lot	B2
P6 13th & East Cherry Lot	C5
P7 14th & East Jefferson Lot	B6
P8 14th & East Columbia Lot	D5

2023-2024 IMPORTANT DATES

May 4 – Housing application opens at 12 p.m. PDT
June 1 – Priority housing applications due/Housing exemptions due
June 1 – Optional roommate searching opens in the housing application
July 13 – Optional roommate searching process closes
July 27 – Room assignment notifications emailed to new students
August 3 – Move-in appointments are available on the Housing Portal for students to select
August 10 – New student room cancellation deadline without a penalty
August 22 – Early Arrivals requests due on the Housing portal
September 16 – Move-in for new students.
September 20 – Fall Classes Begin
November 22-25 – Thanksgiving Break
December 9 – End of Fall Quarter Occupancy
December 10-31 – Winter Break
January 1 – Move-in for Winter Quarter
January 3 – Winter Quarter Classes Begin
March 17-22 – Spring Break
March 23 – Move-in for new students for Spring Quarter
June 8 – Last day of Occupancy for Spring Quarter/Move Out

For the full academic calendar to to: <https://www.seattleu.edu/registrar/academic-calendar/>

Housing & Residence Life
901 12th Avenue PO Box 222000, Seattle, WA 98122-1090
Phone 206-296-6305 Fax 206-296-2212
housing@seattleu.edu
www.seattleu.edu/

SEATTLEU

Seattle University does not discriminate on the basis of race, color, religion, sex, national origin, age, disability, marital status, sexual orientation, gender identity, political ideology or status as a Vietnam-era or special disabled veteran in the administration of any of its education policies, admission policies, scholarship and loan programs, athletics, and other school-administered policies and programs, or in its employment related policies and practices.

All University policies, practices and procedures are administered in a manner consistent with Seattle University's Catholic and Jesuit identity and character. Inquiries relating to these policies may be referred to the University's Title IX Coordinator.

Consistent with the requirements of Title IX of the Education Amendments of 1972 and its implementing regulations, Seattle University has designated individuals responsible for coordinating the University's Title IX compliance. Students or employees with concerns or complaints about discrimination on the basis of sex in employment or an education program or activity may contact the following Title IX Coordinator.